

GCTS 使用规则

Rules for the Use of GCTS

各相关企业 To whom it may concern,

海湾阿拉伯合作委员会标准化组织 (GSO) 于 2019 年 4 月 25 日正式启用新版 GSO 合格追溯标识注册系统, 针对新系统中出现的各项调整, GSO 于 2019 年 5 月 21 日发布第二版 GSO Conformity Tracking Symbol (GCTS)使用规则, 并以 2019 年 5 月 1 日为分界点, 要求已获证企业在规定时间内完成过渡, 以符合新版规则要求。我中心就规则变化做出如下解释: The new GSO Conformity Tracking System was launched by GCC Standardization Organization (GSO) on 25th April 2019, and on that basis, GSO issued the second version of the rules for the use of the GSO Conformity Tracking Symbol (GCTS) on 21st May 2019, and required all the certified companies to complete the work of transition and comply with the new rules within the given time. Based on the above information, CQC makes the following clarification regarding the adjustments of the rules:

一、关注事项 Concerns

1. 产品用 GCTS 中指定机构代码被移除 Remove the Notified Body identification number from the GCTS for Product.
2. 严格禁止将证书用 GCTS 使用在产品上 The GCTS for Certificates shall not in any case be affixed on the products covered by the Certificate.
3. 证书一旦被暂停、撤销或注销, 持证人应立刻停止使用该 GCTS; In the event that certificate is suspended, withdrawn, or terminated the Economic Operator shall immediately cease the use of the Certificate and the GCTS for Products is deactivated.
4. 2019 年 5 月 1 日之前签发的新证书以及三年有效期届满申请延期重新签发的证书仍可使用旧版 (带有指定机构代码) GCTS 直到以下期限: For all products covered by certificates issued

GCTS 使用规则

Rules for the Use of GCTS

before 1st May 2019, the previous configuration of the GCTS for product (including the Notified Body identification number) can still be used on newly manufactured products until:

- a. 证书有效期：如证书有效期晚于 2020 年 12 月 31 日 the expiry date of the certificate if the expiry date > December 31st, 2020.
- b. 2020 年 12 月 31 日:如证书有效期早于 2020 年 12 月 31 日 December 31st, 2020 if the expiry date ≤ December 31st, 2020.

二、新版产品用 GCTS 构成如图所示 The new version of the GCTS for Products is composed by two elements as shown below:



Fig. 4 Configuration of the new GCTS for Products

- ① 海湾合格标识 Gulf Conformity Marking (G-mark logo)
- ② 追溯二维码 The QR Code tracking the product

三、产品用 GCTS 示例 Examples of the GCTS for Product



Fig. 5a: GCTS for products, horizontal layout




Fig. 5b: GCTS for products, vertical layout












四、产品用 GCTS 的加施位置 Location of the GCTS for Product

1. 产品本体, 铭牌 (标签), 如铭牌 (标签) 空间不足, 仅加施在产品本体上也可以接受 The GCTS for product shall be affixed on the product body, the rating plate or product marking label; when the rating plate or label do not allow the addition of the GCTS for lack of space, it is allowed to affix the GCTS on the product body itself.
2. 在任何情况下, 产品用 GCTS 都应该加施在产品主体的外部表面上或在某个无需借助任何工具即可轻易触及的零件上 In any case, the GCTS shall be visible on the outside surface or under an easily accessible part, which means a part that can be accessed without the use of a tool (for example a removable cover or a door).
3. GCTS 加施要求仅适用于产品主体, 其他附加零部件无需加施, 但如果产品由 2 个或 2 个以上主要功能单元组成, 则均需加施 GCTS. This requirement applies to the main body of the product and not to additional parts and accessories that might be added to the main body. For products formed by two or more main functional units identified by their independent plates, the GCTS shall be put on all units.

可参考如下表格图例: Case scenarios

GCTS 使用规则

Rules for the Use of GCTS

Case	On product (4.2.1)	On packaging (4.2.2)	On accompanying documents (4.2.4)
1. Product dimensions and/or nature allow marking of GCTS			Optional:  Optional: 
2. Product dimensions not allowing marking of complete GCTS			Optional:  Optional: 
3. Product not possible to be marked at all	--		Optional:  Optional: 

<https://www.cqc.com.cn/www/chinese/c/2019-06-06/555099.shtml>